

RSS Feeds: Manually Subscribing to Podcasts

Manually subscribing to a podcast is very similar to copying and pasting a URL, or weblink, into a browser window. The hardest thing about subscribing to podcasts is that every RSS feed page or link tends to look different. As you use podcasts more, you'll start to get more familiar with the links and buttons; what to copy & paste and where. An RSS feed is really a sub-type of weblink. A podcatcher software is at root, a web browser that plays media content.

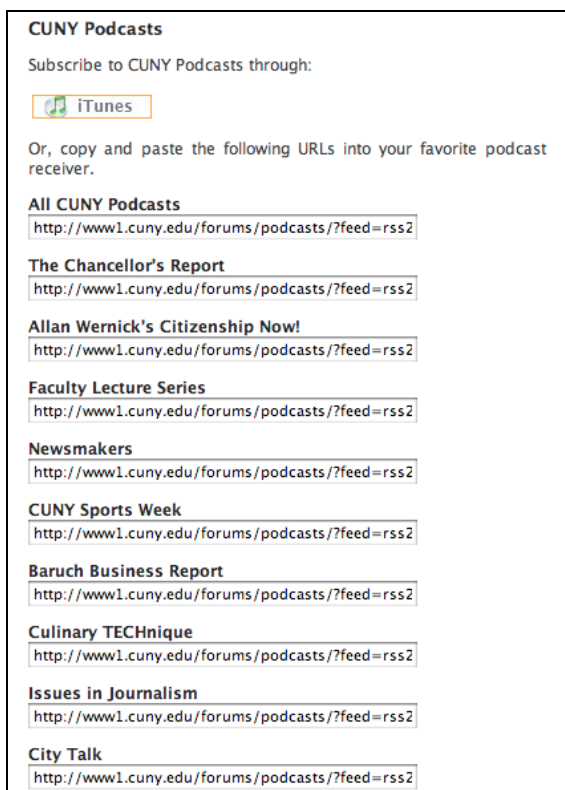
To subscribe to a podcast you'll need two software applications:


- a **web browser** (Internet Explorer, Mozilla Firefox, Safari, Opera, etc.)
- a '**podcatcher**' software (either iTunes or Juice; iTunes is the standard at Baruch College)

1 – The CUNY website hosts a number of podcasts. Baruch College's podcast is called the Baruch Business Report. You can subscribe to the CUNY Podcasts and listen to them on your desktop or transfer them to your .mp3 player or iPod.

Go to the CUNY Podcast website in your web browser:

http://www1.cuny.edu/forums/podcasts/?page_id=12



CUNY Podcasts
Subscribe to CUNY Podcasts through:


Or, copy and paste the following URLs into your favorite podcast receiver.

All CUNY Podcasts
<http://www1.cuny.edu/forums/podcasts/?feed=rss2>

The Chancellor's Report
<http://www1.cuny.edu/forums/podcasts/?feed=rss2>

Allan Wernick's Citizenship Now!
<http://www1.cuny.edu/forums/podcasts/?feed=rss2>

Faculty Lecture Series
<http://www1.cuny.edu/forums/podcasts/?feed=rss2>

Newsmakers
<http://www1.cuny.edu/forums/podcasts/?feed=rss2>

CUNY Sports Week
<http://www1.cuny.edu/forums/podcasts/?feed=rss2>

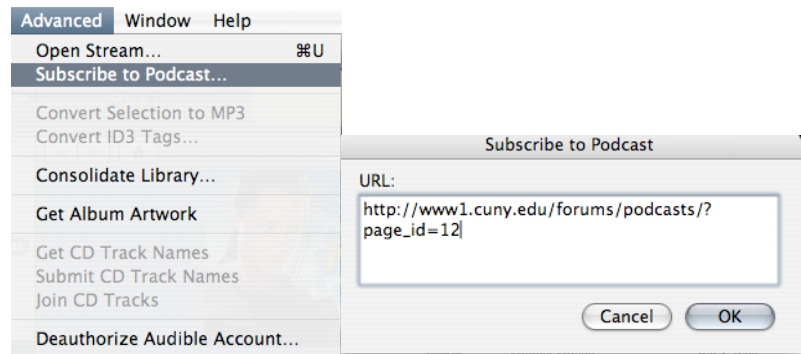
Baruch Business Report
<http://www1.cuny.edu/forums/podcasts/?feed=rss2>

Culinary TECHnique
<http://www1.cuny.edu/forums/podcasts/?feed=rss2>

Issues in Journalism
<http://www1.cuny.edu/forums/podcasts/?feed=rss2>

City Talk
<http://www1.cuny.edu/forums/podcasts/?feed=rss2>

- Copy & paste the RSS feed (also called a URL).
- Open your podcatcher, either iTunes or Juice.
- Click on **Advanced > Subscribe to Podcast in iTunes and paste the RSS feed address (URL) into the Subscribe to Podcast window – click on the OK button.**

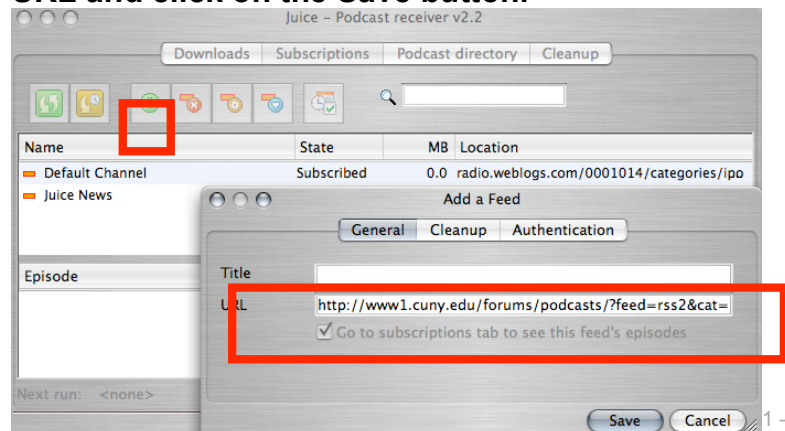


Advanced Window Help
Open Stream... ⌘U
Subscribe to Podcast...
Convert Selection to MP3
Convert ID3 Tags...
Consolidate Library...
Get Album Artwork
Get CD Track Names
Submit CD Track Names
Join CD Tracks
Deauthorize Audible Account...

Subscribe to Podcast
URL:
http://www1.cuny.edu/forums/podcasts/?page_id=12
Cancel OK

OR

In Juice, click on the Add Feed button, paste the URL and click on the Save button.



Juice - Podcast receiver v2.2
Downloads Subscriptions Podcast directory Cleanup

Name	State	MB	Location
Default Channel	Subscribed	0.0	radio.weblogs.com/0001014/categories/ippo
Juice News			

Add a Feed
General Cleanup Authentication
Title
URL: <http://www1.cuny.edu/forums/podcasts/?feed=rss2&cat=>
 Go to subscriptions tab to see this feed's episodes
Save Cancel

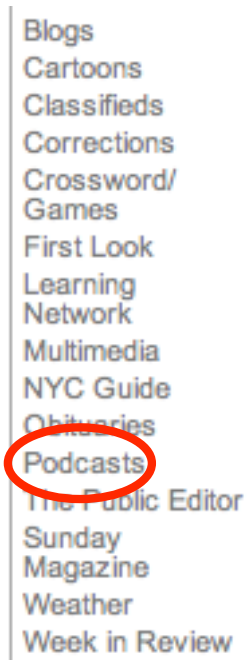
2 – Another common RSS feed for podcasts is an **RSS button**. This type of RSS button is used on the Baruch College podcast weblog (blog) software that is used for courses academic/staff content.

- right-click on the RSS 2.0 button to copy the link & follow the steps on page 1 to paste the link into the proper Subscribe to Feed area in your podcatcher software.



3 – You may be familiar with podcasts available on *The New York Times* or National Public Radio websites (or other favorite radio station or newspaper/periodical website). For this third example, we'll subscribe to a podcast from *The New York Times*.

- First, go to <http://www.nytimes.com> in your web browser. Scroll down the page and on the lower right-hand side of the screen, you'll see a list of the types of content you can access on the Times site. Click on **Podcasts**.



- Select a podcast you would like to listen to. If you click on the iTunes button, the podcast will automatically subscribe and launch in iTunes. If you click on the **Podcast** button, you'll go to a page that is coded in XML and looks like this (unless your web browser has an RSS Reader built in, like Apple Safari):

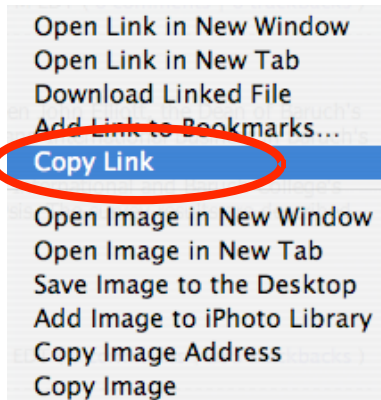
```
This XML file does not appear to have any style information associated with it. The document tree is shown below.
- <rss version="2.0">
- <channel>
  <title>NYT Tech Talk</title>
  <link>http://www.nytimes.com</link>
  <description/>
  <itunes:author>The New York Times</itunes:author>
  <copyright>© 2007 The New York Times Company</copyright>
  <language>en-us</language>
  <pubDate>Thu, 15 Mar 2007 23:31:46 EDT</pubDate>
  <lastBuildDate>Thu, 15 Mar 2007 23:31:46 EDT</lastBuildDate>
  <itunes:category text="News"/>
  <itunes:category text="Technology"/>
  <itunes:category text="Tech News"/>
  </itunes:category>
  <itunes:explicit>No</itunes:explicit>
  <itunes:image href="http://graphics.nytimes.com/images/apps/podcasts/techtalk.jpg"/>
  <itunes:subtitle>
    A weekly technology program from the tech experts at The New York Times.
  </itunes:subtitle>
  <itunes:summary>
    A weekly technology program from the tech experts at The New York Times.
  </itunes:summary>
  <itunes:owner>
    <itunes:name>NYTimes.com Podmaster</itunes:name>
    <itunes:email>http://www.nytimes.com/membercenter/formblink.html</itunes:email>
  </itunes:owner>
  <itunes:author>
    Tom Holcomb and J.D. Biersdorfer of The New York Times
  </itunes:author>
  <itunes:keywords/>
  <itunes:duration>25:40</itunes:duration>
  <title>Tech Talk for 03/15/2007</title>
  <guid isPermaLink="true">
    http://podcasts.nytimes.com/podcasts/2007/03/14/15techtalk.mp3
  </guid>
  <description>
    This week: Tech news, international cell phones, a look at Linux and reader questions.
  </description>
</channel>
</rss>
```

... So instead, you'll right-click (or CTRL = click) on the Podcast button and, copy the link & then manually subscribe in iTunes or Juice following the directions in Step 1.

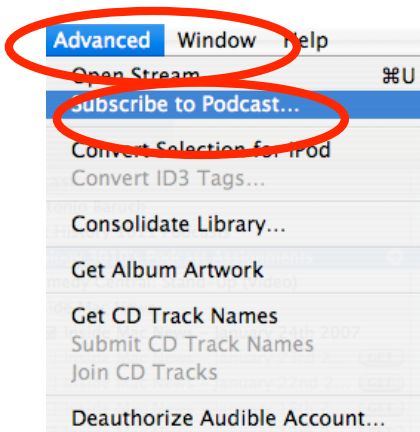


To Manually Subscribe to a Podcast in iTunes ...

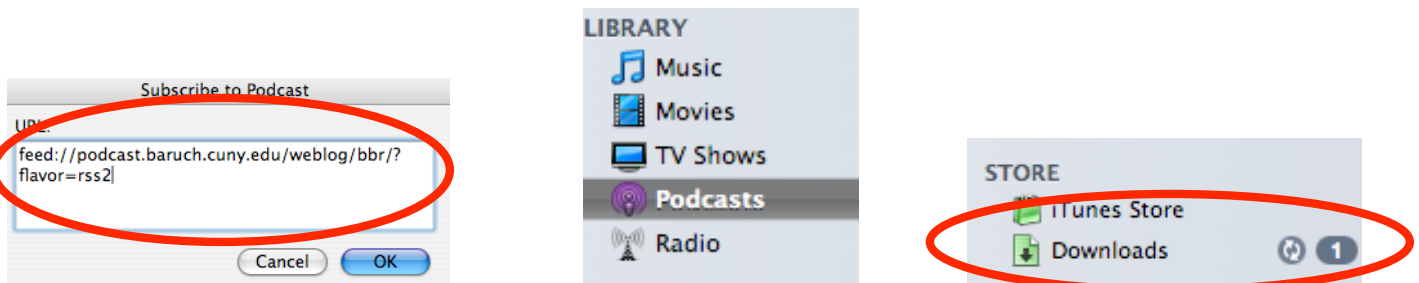
In your browser, **copy the Podcast Link** from a button or copy the full URL provided:



In iTunes, click on **Advanced > Subscribe to Podcast ...**



Paste (CTRL+V) the podcast URL into the subscription box and click on the **OK** button.



The podcast downloads into the **Podcasts** section of the LIBRARY. If you haven't downloaded the episode you want to listen to, click on the **Get** button. **To play the file, double-click on it or push the play button in the iTunes interface.**

● ▼ CUNY Podcasts			
● <input checked="" type="checkbox"/> The Revolution Will Be Blogged	59:47		11/28/06
<input type="checkbox"/> The Haitian Times Are A-Changing		GET	11/28/06
<input type="checkbox"/> To Err, Oops, Err is Human		GET	11/27/06
<input type="checkbox"/> Mohamad Bazzi		GET	11/27/06
<input type="checkbox"/> War		GET	11/21/06
<input type="checkbox"/> Public Editor Number One		GET	10/17/06