

RSS Feeds: Manually Subscribing to Podcasts

Manually subscribing to a **podcast series** is very similar to copying and pasting a URL, or weblink, into a browser window. The hardest thing about subscribing to podcasts is that every RSS feed page or link tends to look different. As you use podcasts more, you'll start to get more familiar with the links and buttons; what to copy & paste and where. An RSS feed is really a sub-type of weblink. **A podcatcher software is really just a "custom web browser" that plays media content.**

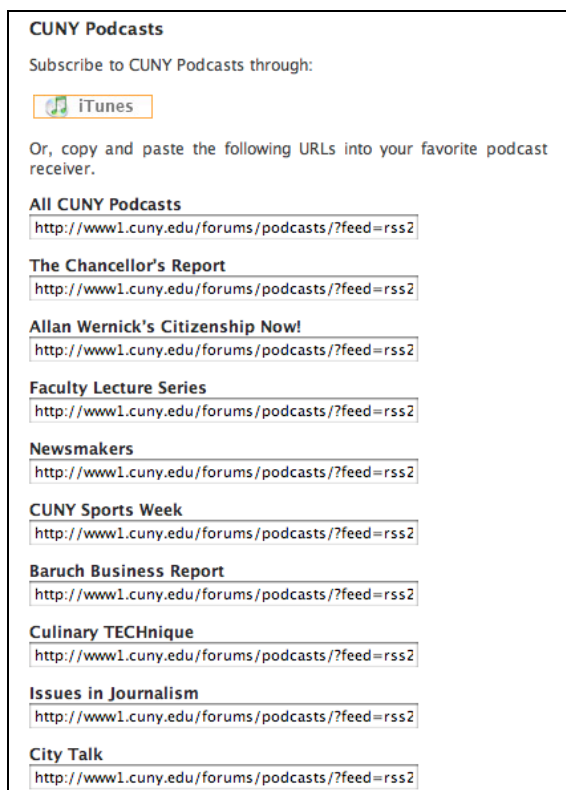
To subscribe to a podcast you'll need two software applications:

- a **web browser** (Internet Explorer, Mozilla Firefox, Safari, Opera, etc.)
- a '**podcatcher**' software (either iTunes or Juice)

1 – Test a podcast For example, the CUNY website hosts a number of podcasts. Baruch College's podcast is called the Baruch Business Report. You can subscribe to the CUNY Podcasts and listen to them on your desktop or transfer them to your .mp3 player or iPod.


Go to the CUNY Podcast website in your web browser:

http://www1.cuny.edu/forums/podcasts/?page_id=12



CUNY Podcasts

Subscribe to CUNY Podcasts through:

 iTunes

Or, copy and paste the following URLs into your favorite podcast receiver.

All CUNY Podcasts
<http://www1.cuny.edu/forums/podcasts/?feed=rss2>

The Chancellor's Report
<http://www1.cuny.edu/forums/podcasts/?feed=rss2>

Allan Wernick's Citizenship Now!
<http://www1.cuny.edu/forums/podcasts/?feed=rss2>

Faculty Lecture Series
<http://www1.cuny.edu/forums/podcasts/?feed=rss2>

Newsmakers
<http://www1.cuny.edu/forums/podcasts/?feed=rss2>

CUNY Sports Week
<http://www1.cuny.edu/forums/podcasts/?feed=rss2>

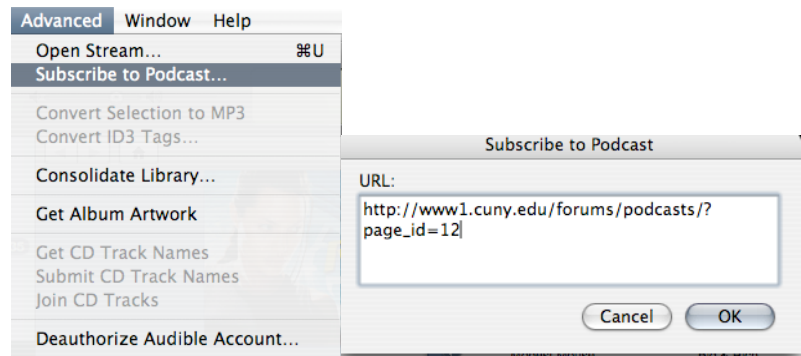
Baruch Business Report
<http://www1.cuny.edu/forums/podcasts/?feed=rss2>

Culinary TECHnique
<http://www1.cuny.edu/forums/podcasts/?feed=rss2>

Issues in Journalism
<http://www1.cuny.edu/forums/podcasts/?feed=rss2>

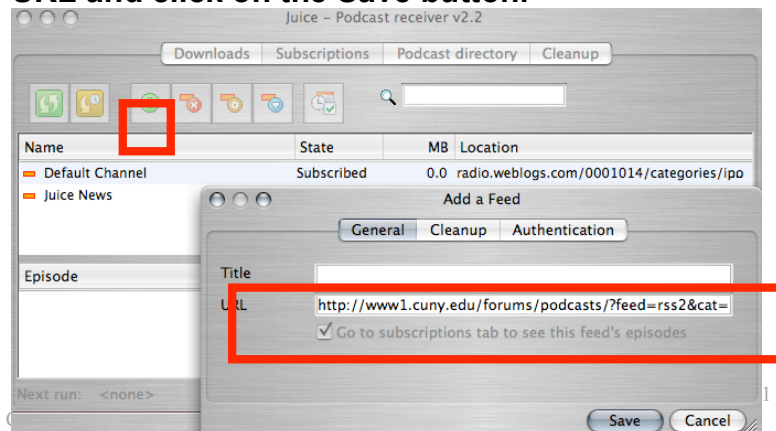
City Talk
<http://www1.cuny.edu/forums/podcasts/?feed=rss2>

- Copy & paste the RSS feed (also called a URL).
- Open your podcatcher, either iTunes or Juice.
- Click on **Advanced > Subscribe to Podcast in iTunes and paste the RSS feed address (URL) into the Subscribe to Podcast window – click on the OK button.**



OR

In Juice, click on the Add Feed button, paste the URL and click on the Save button.




2 – Another common RSS feed for podcasts is an **RSS button**. This type of RSS button is used on the Baruch College podcast weblog (blog) software that is used for courses academic/staff content.

- right-click on the RSS 2.0 button to copy the link & follow the steps on page 1 to paste the link into the proper Subscribe to Feed area in your podcatcher software.



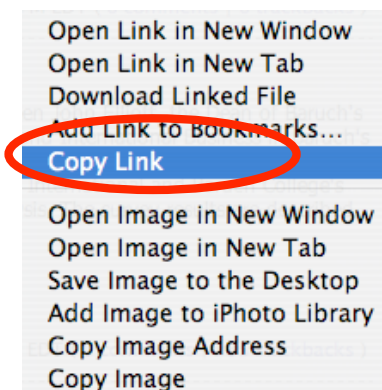
3 – You may be familiar with podcasts available on *The New York Times* or National Public Radio websites (or other favorite radio station or newspaper/periodical website). For this third example, we'll subscribe to a podcast from *The New York Times*.



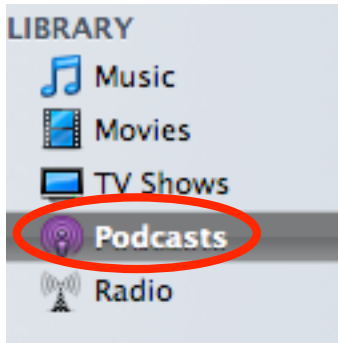
Right-click on the Podcast button and copy the link (see step 1 above) OR click on the **iTunes button** (this will automatically launch iTunes).



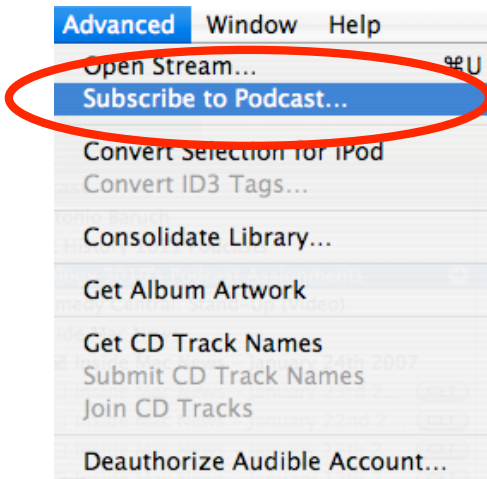
3. Select Copy Link (or the similar term if you are in a different browser)



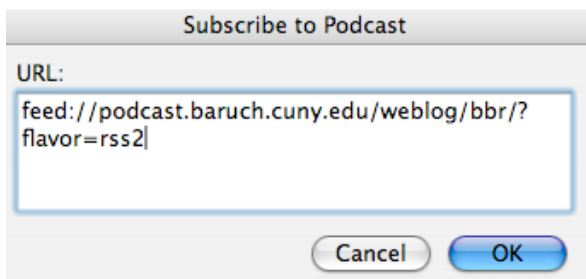
4. To listen to the Podcast, **open the iTunes software (if it hasn't launched already)** and click on **Podcasts** under **Library**.



5. Click on **Advanced** and select **Subscribe to Podcast**.



6. **Paste** the RSS feed link into the **Subscribe to Podcast** window.



7. You will see a **“circle spinning” icon** in the Downloads area of the iTunes STORE menu if you have done all of the following steps correctly – **this means that your podcast is downloading**.

